

# data sheet

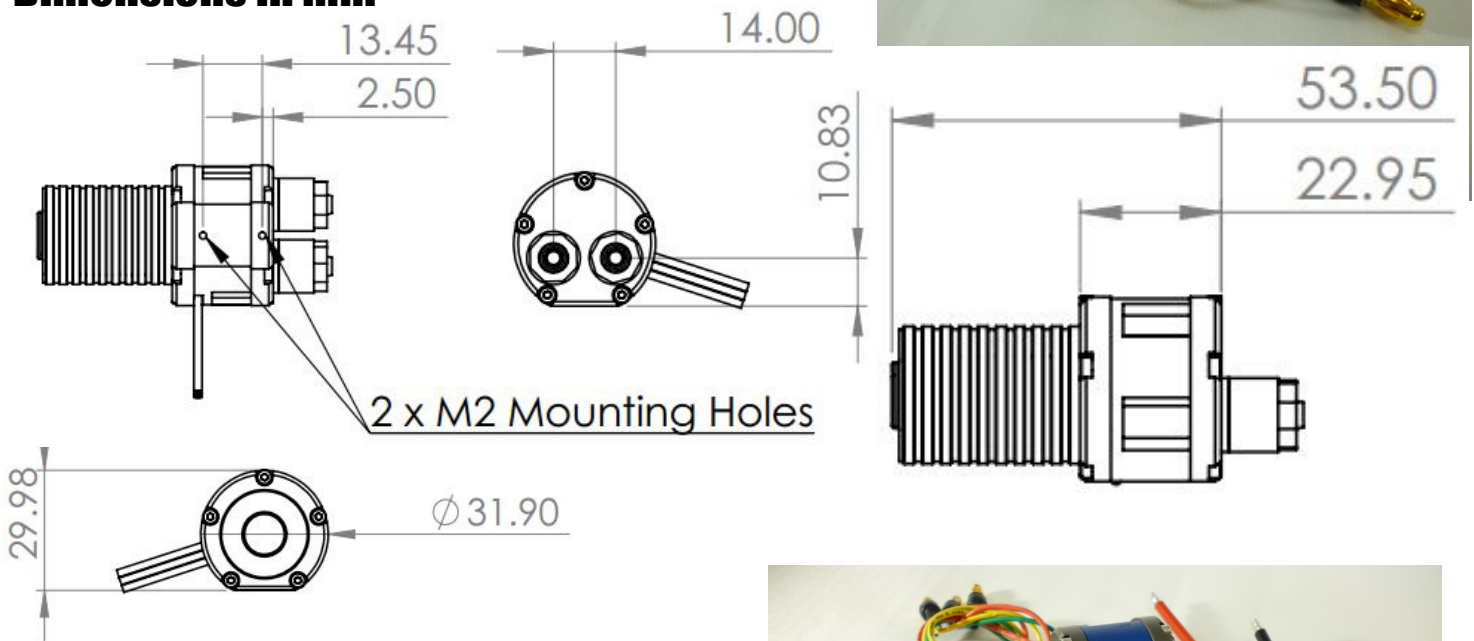

## model HP1000.12

# HyPerformance pump series™

### Features


- High pressure and self-priming
- Wide range of viscosity
- Brushless motor with external driver
- Reversible flow capability
- Aluminum alloy construction
- Vary input VDC to control flow
- Submersible or in-line use

### Dimensions in mm



### Specifications

- 12 VDC - 1.5 amps - 18 watt
- Flow Rate: 460 ml/min
- Weight: 5.3 ounces
- Dimensions: 2.800 x 1.250 x 1.200 inches
- Use with 0.156 (5/32) inch ID tubing
- Pressure: 85 psi
- Wetted parts: aluminum, 316 SS, PEEK, polyacetal, and Viton®



**PO BOX 677 Manor PA 15665 724 864 5959**

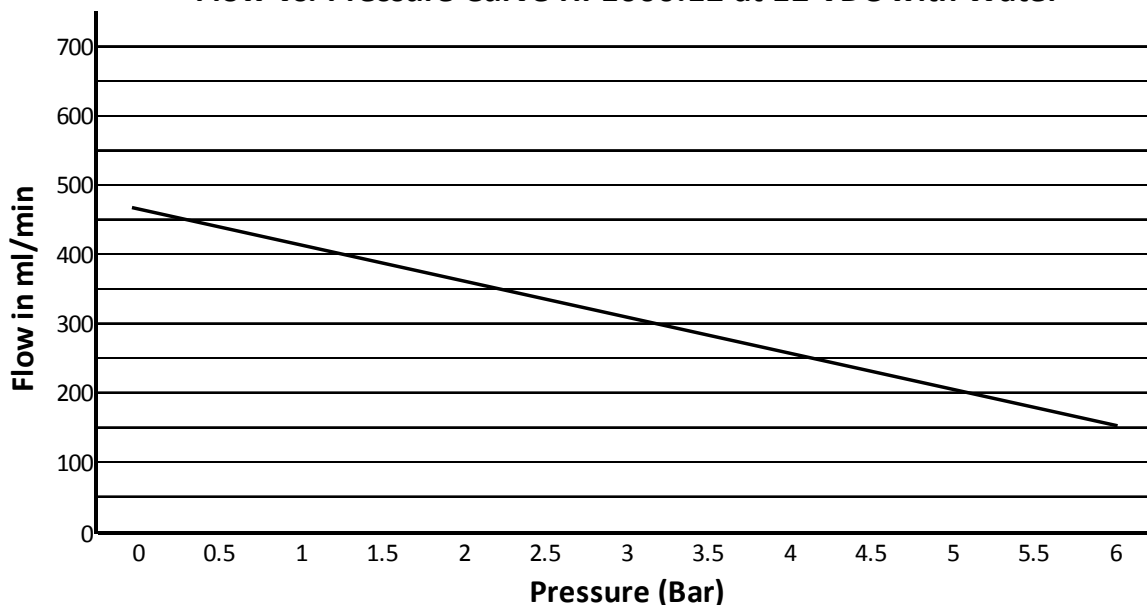
Specifications are subject to change without notice. No liability or warranty implied by this information. Copyright © 2017 Simply Pumps  
Revised 1/21/17 R1

# data sheet

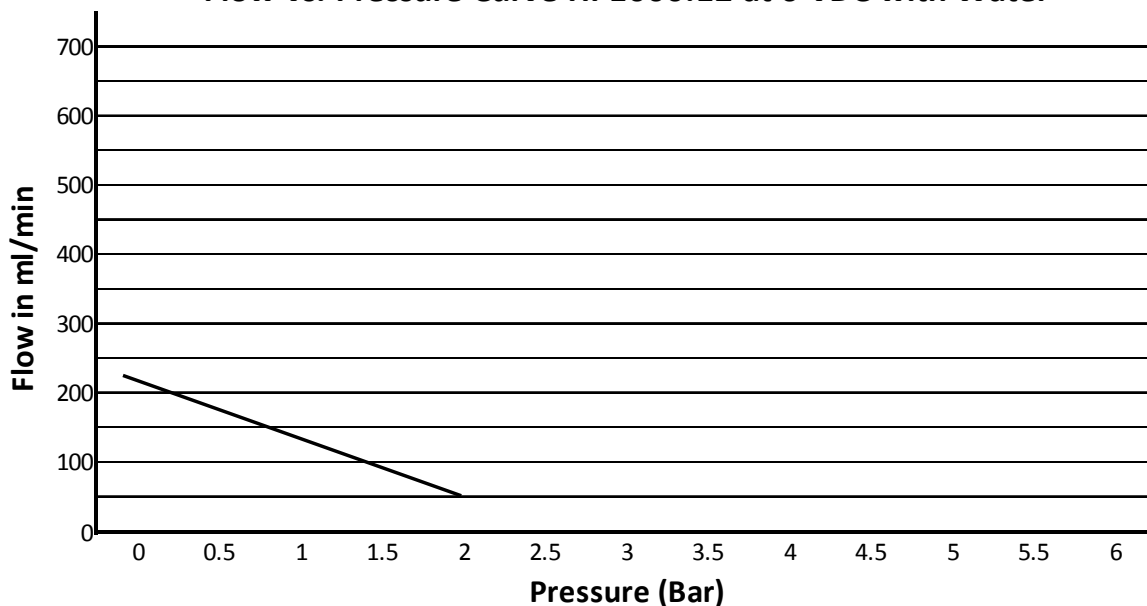
## model HP1000.12



Flow vs. Pressure Curve HP1000.12 at 12 VDC with Water



Flow vs. Pressure Curve HP1000.12 at 6 VDC with Water



**PO BOX 677 Manor PA 15665 724 864 5959**

Specifications are subject to change without notice. No liability or warranty implied by this information. Copyright © 2017 Simply Pumps  
Revised 1/21/17 R1