

data sheet

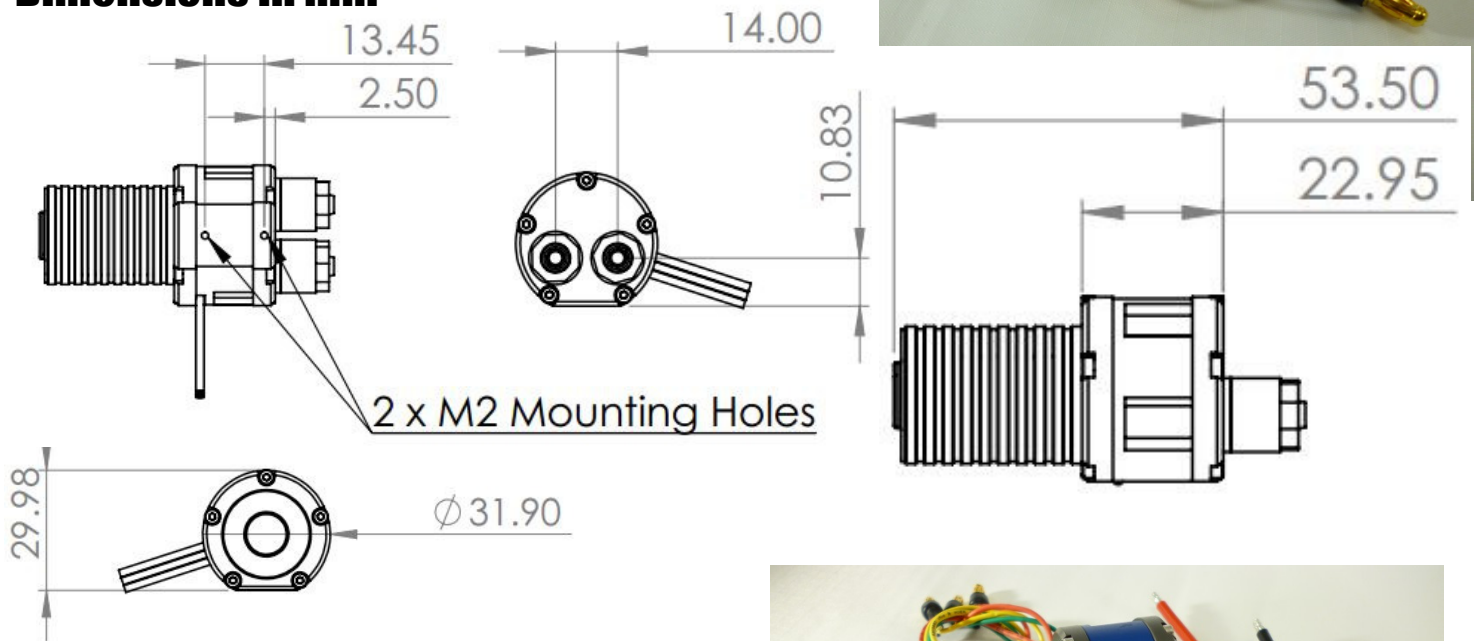
model HP1100.24

HyPerformance pump series™

Features

- High pressure and self-priming
- Wide range of viscosity
- Brushless motor with external driver
- Reversible flow capability
- Aluminum alloy construction
- Vary input VDC to control flow
- Submersible or in-line use

Dimensions in mm



Specifications

- 24 VDC - 1.4 amps – 33.6 watt
- Flow rate: 950 ml/min
- Weight: 5.3 ounces
- Dimensions: 2.800 x 1.250 x 1.200 inches
- Use with 0.156 (5/32) inch ID tubing
- Pressure: 60 psi
- Wetted parts: aluminum, 316 SS, PEEK, polyacetal, and Viton®



PO BOX 677 Manor PA 15665 724 864 5959

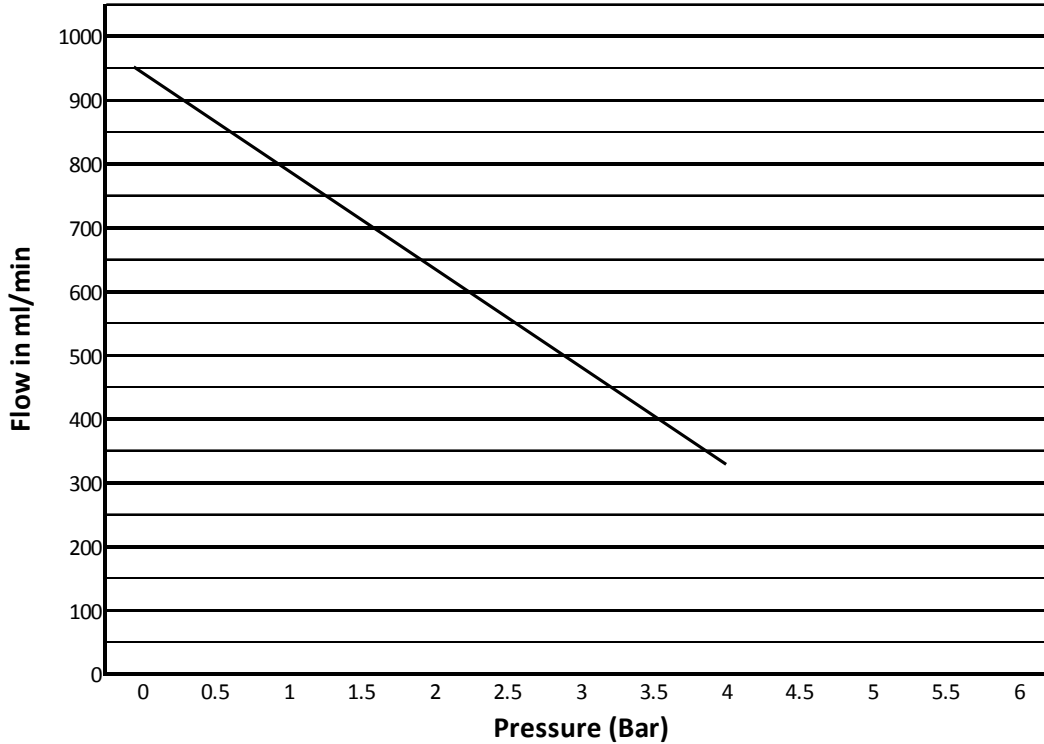
Specifications are subject to change without notice. No liability or warranty implied by this information. Copyright © 2017 Simply Pumps
Revised 1/21/17 R1

data sheet

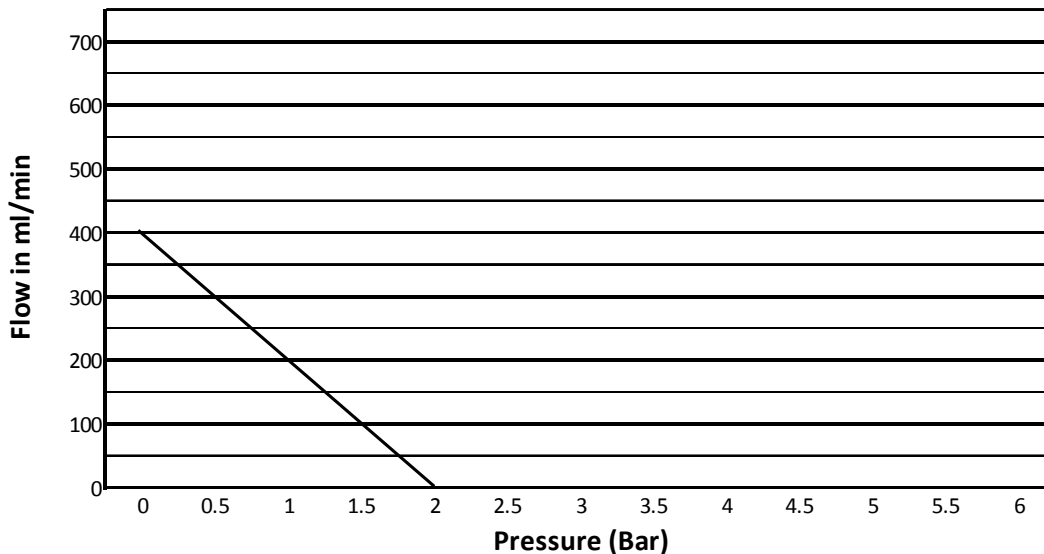
model HP1100.24



Flow vs. Pressure Curve HP1100.24 at 24 VDC with Water



Flow vs. Pressure Curve HP1100.24 at 10 VDC with Water



PO BOX 677 Manor PA 15665 724 864 5959

Specifications are subject to change without notice. No liability or warranty implied by this information. Copyright © 2017 Simply Pumps
Revised 1/21/17 R1