

# data sheet

## model HP400S

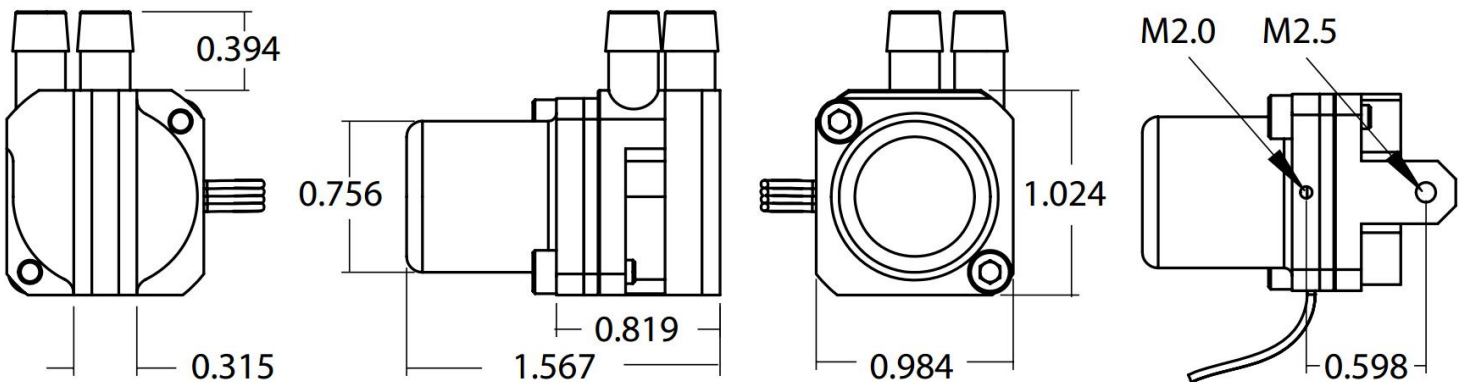


### Features

- Accepts 3 to 12 VDC input voltage
- Can be submersed or used in-line
- Brushless motor with internal driver
- Stainless steel tubing connectors
- Viton® seals are standard
- Wide range of chemical compatibility
- Quiet, pulseless, smooth flow
- Aluminum alloy construction
- Vary input VDC to control flow



### Dimensions in inches



### Specifications

- 12 VDC - 0.5 amps - 6 watt
- Flow Rate: 40 GPH or 2.5 l/min
- Weight: 1.2 Ounces
- Dimensions: 2.800 x 1.250 x 1.200 inches
- Use with 0.250 (1/4) inch ID tubing
- Pressure: 5.5 psi
- Wetted Parts: aluminum, 316 SS, polyacetal impeller, and Viton®



**PO BOX 677 Manor PA 15665 724 864 5959**

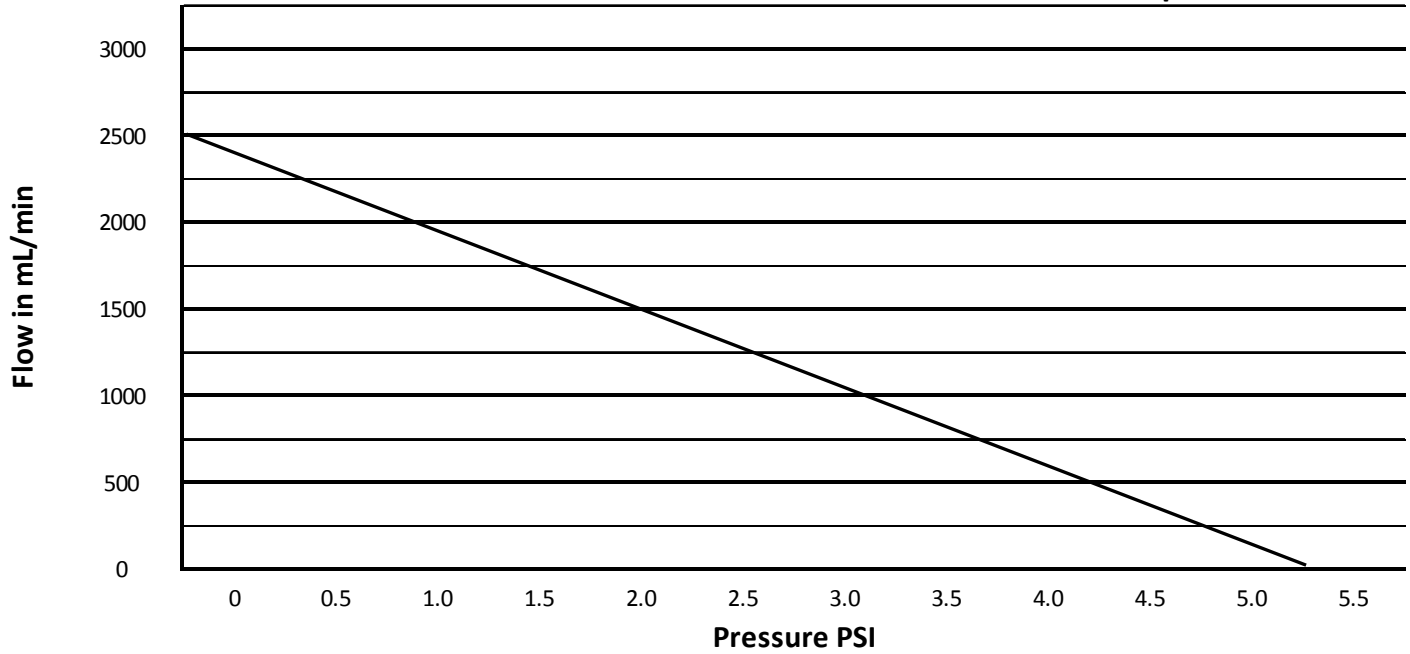
Specifications are subject to change without notice. No liability or warranty implied by this information. Copyright © 2017 Simply Pumps  
Revised 1/21/17 R1

# data sheet

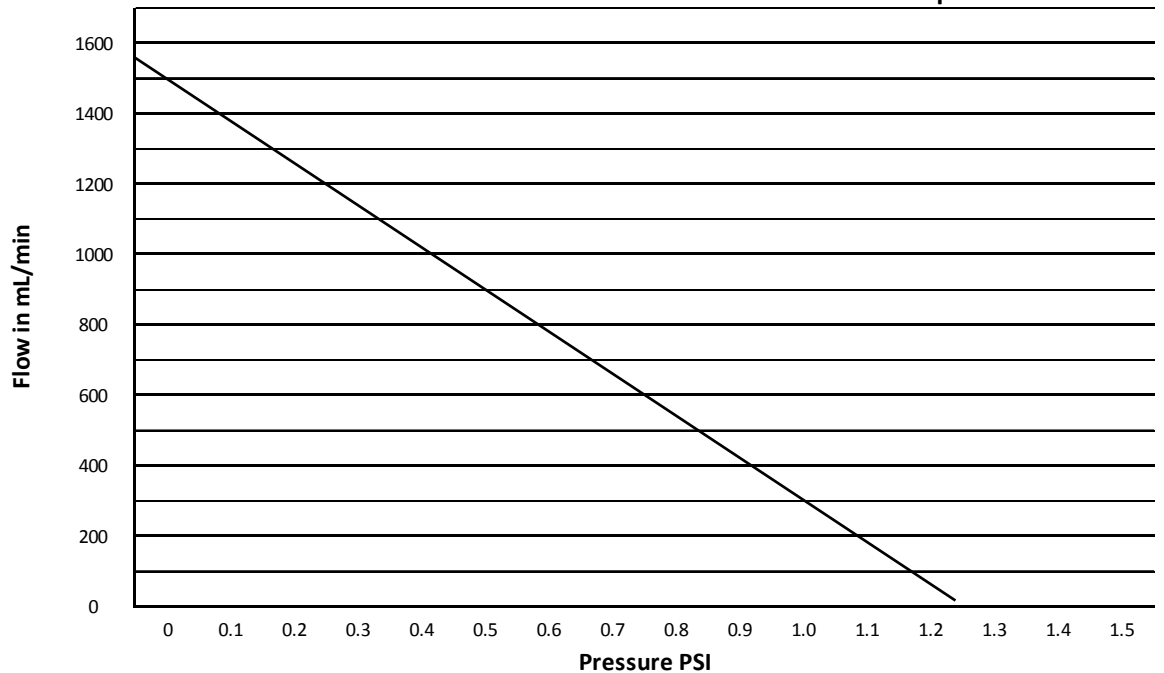
## model HP400S



Flow vs. Pressure Curve HP400S with Water 12 VDC Input



Flow vs. Pressure Curve HP400S with Water 6 VDC Input



**PO BOX 677 Manor PA 15665 724 864 5959**

Specifications are subject to change without notice. No liability or warranty implied by this information. Copyright © 2017 Simply Pumps  
Revised 1/21/17 R1